PULSE 14 · 2026 SEASONAL CULT-BRAND AUDIT

The Bapple phenomenon.

A twelve-month pulse on how Busch Light Apple redefined seasonal beer culture for Gen Z — through intentional scarcity, playful aesthetics, and community-led memetics.

PREPARED FOR	DATA PERIOD	SURFACES	RECORDS
Bapple Study Team	May 2025 – May 2026 · 12 mo	11 platforms TikTok-led	48,500 47% / 39% / 14%

00 EXECUTIVE SUMMARY · ONE PAGE

Culture over consumption.

48.5K
RECORDS · 12 MO · 11 PLATFORMS

46.6%
POSITIVE SENTIMENT RATE

30.8K
BAPPLE THEME VOLUME · 63% OF CORPUS

WHAT THE DATA SHOWS

1 · Intentional scarcity. Bapple is treated as a "hunt." Product elusiveness drives massive engagement and turns retail into a social ritual. T1 · 30.8K

2 · Aesthetic shift. Gen Z connects to the "summer vibe" — Hawaiian shirts, dogs, and casual country imagery — far more than to traditional beer masculinity. C2 · 3.0K

3 · Flavor advocacy. The apple profile acts as an entry point for non-beer drinkers — broadening the category beyond the beer audience. C7 · 969

4 · Linguistic bonding. "Bapple" slang and "Bapple Sauce" memes create an insular community of "enjoyers" — the audience has named itself. S50 · 118

THE THREE CHOICES TO FRAME

A · Monetize the aesthetic. Shift from beer-first to lifestyle-first messaging. Treat the "summer uniform" as the primary product surface — the can follows the merch, not the other way around.

B · Gamify the scarcity. Lean into the "Bapple Hunt" as an official brand mechanic. Digital tracker, limited-drop alerts, and "hunt journal" formats turn frustration into participation.

C · Own the shoulder season. Target the April–June window explicitly as the "Bapple Window." Beat early-season seltzer launches by establishing the period as the brand's terrain.

STRATEGIC TAKEAWAY

Bapple is a **lifestyle**, not a lager. Success lies in maintaining the cult-like scarcity while expanding the visual identity beyond the can.

00 CONTENTS

What's in this report.

00 **Executive summary** 02
Four findings · three framed choices

01 **The brief & data** 04
Strategic questions · platform distribution · confidence

02 **Snapshot** 05
Theme volume · sentiment · segmentation

03 **Engagement map** 06
Mapping the cult — quadrant analysis

04 **Findings · The scarcity economy** 07
F1–F3 · the hunt as social currency

05 **Findings · The aesthetic shift** 08
F4–F6 · playful blue-collar aesthetics

06 **Strategic options · A & B** 09
Lifestyle & gamification

06 **Option C + composition matrix** 10
Shoulder season + interaction grid

07 **Watchlist** 11
Five signals · triggers · priorities

08 **Methodology & glossary** 12
Terms of the cult · technical notes

A NOTE ON DATA ACCURACY

This report analyzes 48,500 distinct records. Sentiment is **weighted by engagement** to ensure the "cult" voice is accurately represented alongside casual mentions — the loudest fans and the quietest mentions both count, in proportion to their actual reach.

01 THE BRIEF & THE DATA

The corpus at a glance.

STRATEGIC QUESTIONS

What turns a drink into a community participation event? Can Busch Light Apple shift the brand from "masculine routine" to "playful socialization"? We analyzed May 2025 – May 2026 to capture the full seasonal lifecycle — pre-launch anticipation, peak window, and the post-season drop-off that defines whether equity holds.

WHY THIS APPROACH

A category-keyword scan would have buried Bapple inside generic beer chatter. The query isolates the **Bapple cult vernacular** — "Bapple Sauce," "Bapple Hunt," "Tall Boys," "Goated" — so the corpus reflects participants, not passersby.

PLATFORM DISTRIBUTION



Short-form video is the structural home of the trend. 70% of corpus volume sits on TikTok and X — surfaces where slang and meme propagation are native, not retrofitted.

CORPUS AT A GLANCE

48,500
RECORDS · 12-MONTH PULL

22.6K
POSITIVE · 47%

6.8K
NEGATIVE · 14%

94%
CONFIDENCE SCORE

DATA DENSITY & EXCLUSIONS

Data density is high during release windows (April–June). Exclusionary filters removed noise related to employment and distribution complaints, focusing purely on consumer "vibes" and habits. Sentiment uses a custom Gen Z slang dictionary — "Goated" and "Fire" correctly classified as positive advocacy, not noise.

02 SNAPSHOT

The seasonal surge.

THEME VOLUME SHARE · 12 MONTHS · 4 THEMES

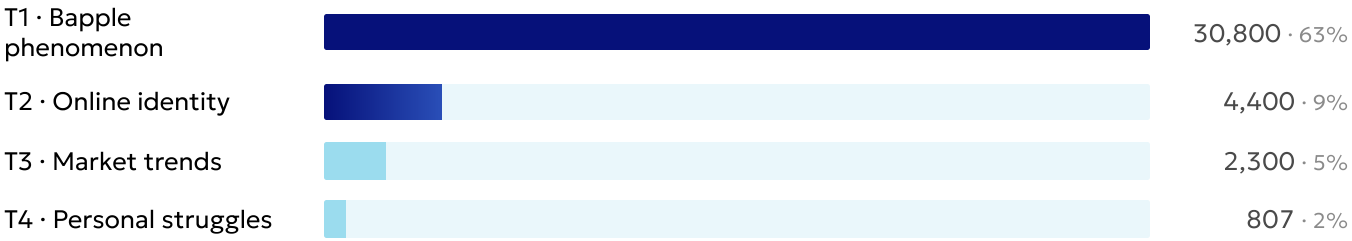

SENTIMENT COMPOSITION · THE CULT SIGNATURE

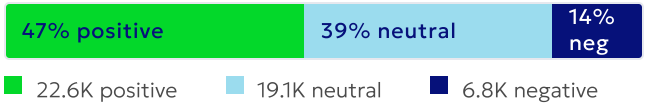

22.6K positive · 19.1K neutral · 6.8K negative

Negative sentiment is largely driven by product scarcity and frustration over stockouts — *not* by flavor quality. This is the structural difference: the audience is angry it can't get more, not angry at what they got.

SEGMENTATION HIERARCHY



The three structural clusters that define the cult: seasonal hunt (10.4K), meme/slang (6.2K), and merch (3.0K). Together they outweigh every other product attribute — including flavor.

03 ENGAGEMENT MAP

Mapping the cult.

Plotting clusters against volume and advocacy reveals the brand's structural shape. The merch craze and the linguistic community sit in the high-advocacy zone. Scarcity frustration is the one cluster pulling into negative territory — and it's the operational lever the brand actually controls.

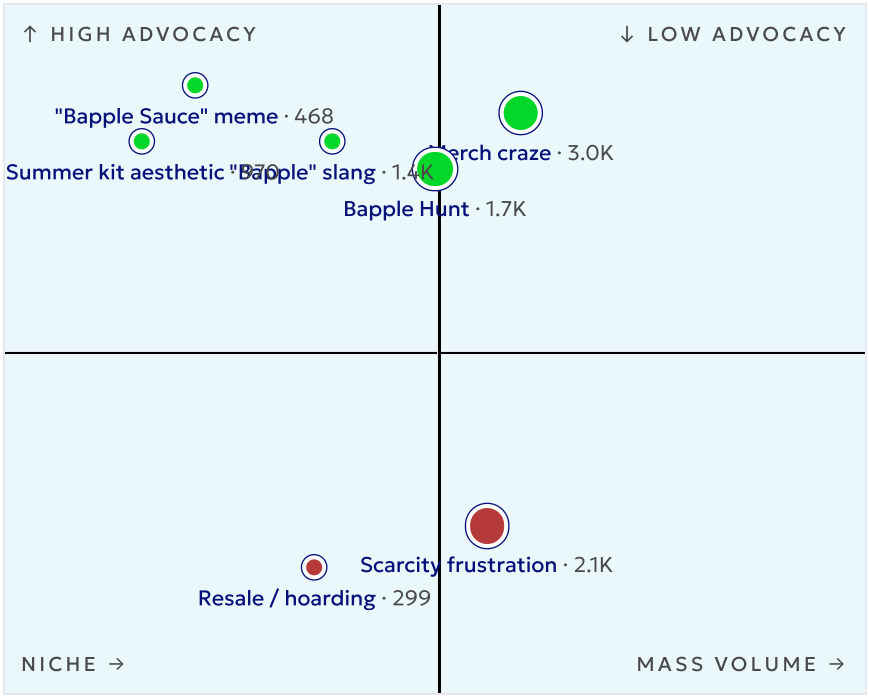

THE HIGH-ADVOCACY CORE

Merch craze, Bapple Hunt, slang adoption, and the meme cluster all sit in the top quadrant — small to mid in volume, dense in advocacy. The cult is loud where it lives.

THE FRICTION ZONE

Scarcity frustration (2.1K) and resale/hoarding (299) form the only low-advocacy concentration in the dataset. Both are downstream of inventory — operational, not brand.

THE ASYMMETRY

Every brand-narrative cluster is high-advocacy. Every low-advocacy cluster is an operational complaint. The brand's emotional ledger is positive; the supply chain's ledger is negative.

Bubble area scales with cluster volume. Vertical axis is advocacy density. Green = high-advocacy brand assets; red = operational friction surfaces.

04 FINDINGS · THE SCARCITY ECONOMY

Scarcity as a social currency.

F1 The "Bapple Hunt" is a primary social ritual.

Consumers treat finding the product as a scavenger hunt — often traveling across state lines to secure "tall boys." The elusiveness drives significant social media documentation and "haul" posts, with the find itself becoming the content. C14 · 401 S6 · 1.7K

IMPLICATION The brand isn't just selling beer; it's selling the triumph of the find. Marketing should gamify this rather than apologize for it. Convert the operational shortage into authored ritual.

F2 Slang ownership creates insular community.

The transition from "Busch Light Apple" to "Bapple" is nearly universal in the data. The linguistic shift signals that Gen Z has "adopted" the brand — moving it from corporate product to community property. The audience renamed it; the brand should follow. C4 · 1.4K S11 · 482

IMPLICATION Official brand communications should adopt "Bapple" to mirror the community, signaling "insider" status. Refusing the audience's name for the product reads as corporate; the audience reads as outsider.

F3 Stockouts are reaching a tipping point of frustration.

Negative sentiment is concentrated in regions where demand vastly outstrips supply — leading to resale markets and "hoarding" accusations. The friction is no longer a background grumble; it's organizing into its own conversation. C23 · 299 C41 · 177

IMPLICATION The "seasonal" window needs better inventory management or a "stock tracker" tool to prevent the "hunt" from becoming a "failure." There is a threshold where ritual becomes resentment.

C14 / S6 Bapple drives consumer frenzy · beverage craze · 401 / 1,741

C4 / S11 "Bapple" slang adoption · social media phenomenon · 1,400 / 482

C23 / C41 Shortage discontent · resale & hoarding · 299 / 177

05 FINDINGS · THE AESTHETIC SHIFT

Playful blue-collar aesthetics.

F4 Merchandise is the primary lifestyle anchor.

Demand for Bapple-branded Hawaiian shirts, t-shirts, and "summer gear" often rivals demand for the beer itself. The aesthetic is "casual country" but inclusive and humorous — a distinct register from traditional beer-brand machismo. C2 · 3.0K C6 · 970

IMPLICATION Bapple is a "summer uniform." Partnerships with lifestyle brands — outdoor, dogs, summer — should lead the next campaign. The can is a piece of the kit, not the kit itself.

F5 The "Bapple Sauce" meme drives non-drinker interest.

Wordplay replacing "Apple" with "Bapple" in everyday phrases (Bapple Sauce, Bapple Pie) has become a viral TikTok trend — engaging users who don't even consume alcohol. The meme expands category reach in a way the product alone could not. C50 · 118 S26 · 188

IMPLICATION The brand voice can transcend the category by leaning into "B-replacement" memes, making the brand a cultural "inside joke." Non-drinkers become brand carriers.

F6 Flavor profile acts as a "beer alternative."

Gen Z advocates praise the "crisp, refreshing" apple taste for not being "bitter" or "heavy" — positioning Bapple as a bridge between hard seltzers and traditional lagers. The flavor reads as accessible without reading as compromise. C39 · 182 S13 · 365

IMPLICATION Position Bapple as the "lighter choice" for social sessions where traditional beer feels too heavy or "serious." Owns the in-between drinker the seltzer wars left unaddressed.

PLANNER'S TAKEAWAY

Stop selling beer; sell the summer kit. The data suggests Gen Z wants the *aesthetic* of the Bapple lifestyle as much as the liquid inside the can.

C2 / C6 Summer merchandising · Hawaiian shirts & summer gear · 3,009 / 970

C39 / S13 Top-rated hard apple beverage · polarizing summer drink · 182 / 365

C50 / S26 "Bapple Sauce" wordplay · viral journey · 118 / 188

06 STRATEGIC OPTIONS · CHOICES FOR 2026

Three choices, not nine instructions.

Each option frames the same way: the choice, the evidence, what it trades off, and the signal that it's working.

A Lifestyle-first: the "summer kit."

GROWTH

C2 (3.0K) and C6 (970) show that merchandise demand rivals beer demand. The audience is already buying the lifestyle — the brand has not fully built the product line to meet them where they are.

C2 · 3.0K C6 · 970

CHOICE 1 · LAUNCH A DTC APPAREL LINE

Treat the "Bapple aesthetic" as a standalone brand. Hawaiian shirts, summer gear, dog accessories, festival kits — the "summer uniform" as primary product surface.

CHOICE 2 · STAY LIQUID-ONLY

Keep merch as occasional promotional drops. Mechanically easier; concedes the lifestyle space to third-party bootleg merch already meeting the demand.

TRADE-OFF

Dilutes focus on liquid sales and moves the brand into the volatile fashion category. Worth it only if margin and creative resource is committed.

SIGNAL OF SUCCESS

DTC apparel revenue compounds with beer volume rather than cannibalizing it; merch surfaces in C2-adjacent UGC at higher density next season.

B Gamify the scarcity: the "Bapple Tracker."

ENGAGEMENT

S6 (1.7K) and C14 (401) confirm the hunt is already a social ritual. C23 (299) and C41 (177) show frustration is rising as the ritual gets harder. The tool exists in the audience's head; the brand has not yet built it.

S6 · 1.7K C23 · 299

CHOICE 1 · OFFICIAL BAPPLE TRACKER

Formalize the scavenger hunt with a digital tracker, limited-drop alerts, and a "hunt journal" feature. Turn shortage into authored ritual rather than operational complaint.

CHOICE 2 · LEAVE THE HUNT ORGANIC

Let the audience continue informal scavenger-hunting. Lower operational lift; cedes the "official ritual" framing to whoever builds it first.

TRADE-OFF

Requires high operational visibility; risks frustrating users if tracking is inaccurate. A half-built tracker is worse than no tracker.

SIGNAL OF SUCCESS

C23 / C41-equivalent frustration volume declines over the season; tracker UGC ("found it!") grows inside the S6 hunt cluster.

06 STRATEGIC OPTIONS · CONTINUED

C Own the "shoulder season."

MARKET TIMING

Data density peaks April–June. The "shoulder season" is the period between traditional beer-buying winter and the core summer seltzer surge — a window competitors haven't fully committed to.

T1 · 30.8K | Seasonal · 10.4K

CHOICE 1 · ANCHOR THE APRIL LAUNCH

Shift the "seasonal" launch earlier to own the spring-to-summer transition exclusively. Brand the April–June period itself as "Bapple Window."

CHOICE 2 · KEEP SUMMER-PEAK TIMING

Maintain late-May / June launch aligned with core summer drinking. Familiar; concedes the shoulder window to early-season seltzer launches.

TRADE-OFF

Competes with early-season seltzer launches and requires earlier production cycles. Operational complexity in exchange for a category ownership window.

SIGNAL OF SUCCESS

"Bapple Window" surfaces in audience vocabulary as a recognized period; April mentions grow faster than May/June year-over-year.

COMPOSITION MATRIX · HOW THE THREE CHOICES REINFORCE EACH OTHER

READS WITH →	A · Summer kit	B · Hunt tracker	C · Shoulder season
A · Summer kit	—	Synergistic	Synergistic
B · Hunt tracker	Synergistic	—	Neutral
C · Shoulder season	Synergistic	Neutral	—

Synergistic = pursuing both amplifies the individual benefits. The summer-kit play is the connector — it lifts both gamification and the shoulder-season anchor without either reinforcing the other directly.

HOW TO SEQUENCE

A is the foundation — the summer kit creates the surface the other two operate on. **B is the engagement engine** — the tracker converts frustration into ritual. **C is the timing lock** — the shoulder season is the calendar commitment that makes A and B reinforce each other across years.

07 WATCHLIST · SIGNALS OF SHIFT

Early signals to monitor.

#	SIGNAL / TREND	TRIGGER FOR ACTION	PRIORITY
W1	Resale market surge	Bapple 12-packs appearing on eBay / Facebook Marketplace at 3× retail price. Indicates frustration is converting into a parallel economy — operational floor needs to move now.	NOW
W2	Keystone rivalry	Keystone Light Apple mentions increase in "hunt" threads. Direct category challenger; brand needs to lock authorship of the hunt ritual before the rival reframes it.	URGENT
W3	"Bapple Sauce" satiation	TikTok trend volume drops >40% month-over-month. Meme cycle peaks and rolls; brand has a window to extract the structural value before the next phase.	WATCH
W4	ABV sensitivity	Rise in comments asking for a "Zero" or "Low" ABV Bapple. Audience is signaling a portfolio extension — the seltzer-to-lager bridge has a wellness-adjacent next step.	WATCH
W5	Fall transition backlash	Negative sentiment spikes in September regarding "artificial" taste. Seasonal end-of-cycle moment; manage messaging to preserve next-spring anticipation.	SEASONAL

08 METHODOLOGY & GLOSSARY

Terms of the cult.

PLATFORM

Tellagence Discover · semantic clustering engine tuned for community-vernacular analysis.

SOURCES

11 social platforms — TikTok/Reels primary (42%), X/Threads (28%), Instagram/Snap (20%), 7 other surfaces (10%).

TIME FRAME

May 2025 – May 2026 · twelve-month full-seasonal-lifecycle pull.

CONFIDENCE

94%. Data density highest April–June release window.

TOTAL RECORDS

48,500 distinct records.

SENTIMENT DISTRIBUTION

Positive 47% (22.6K) · Neutral 39% (19.1K) · Negative 14% (6.8K).

QUERY APPROACH

Boolean queries focused on flavor-specific keywords and Bapple cult vernacular. Custom Gen Z slang dictionary ensures "Goated" and "Fire" classify as positive advocacy.

EXCLUSIONS

Employment and distribution complaints filtered out — focus on consumer "vibes" and habits.

GLOSSARY

Bapple	Community-adopted shorthand for Busch Light Apple. Usage signifies brand belonging.
Bapple Hunt	The social ritual of traveling to multiple retail locations to find stock of the seasonal release.
Bapple Sauce	A linguistic meme where users replace "Apple" with "Bapple" in common food or cultural terms.
Tall Boys	The 25oz can format — highly coveted in the Bapple community for its "shareable" and "aesthetic" value.
Shoulder Season	The period between April and June when Bapple demand peaks — before the core summer seltzer surge.
Summer Kit	The Bapple "uniform" — Hawaiian shirts, summer gear, dogs, casual country aesthetic. The lifestyle surface around the can.

Powered by Tellagence Discover · Patented Contextual Localization Engine

Pulse 14 · 2026 · Bapple Study Team